VOLLEYBALL CANADA SCORER'S PRESENTATION

HOW TO CHECK THE SCORESHEET

August 2016 Version 4.1

- This updated version of the Volleyball Canada Scorer's Presentation:
  - is designed specifically as a summary document
  - is a template for all Referees specifically focusing on how to check the scoresheet at the conclusion of a match.

- For complete instructions regarding the full and proper recording formats of a scoresheet, please refer to version 3.4

PRESENTATION INFORMATION

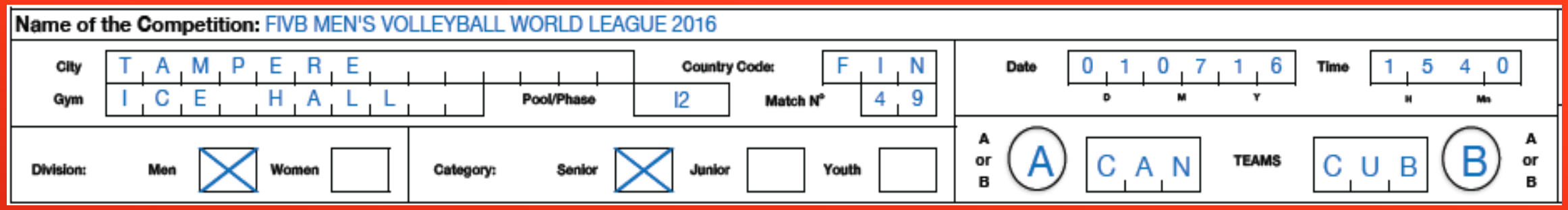

Name of the Competition: FIVB MEN'S VOLLEYBALL WORLD LEAGUE 2016																			
City	T A M P E R E							Country Code:	F I N					Date	0 1 0 7 1 6			Time	1 5 4 0
Gym	I C E H A L L							Pool/Phase	I2	Match N°	4 9				D M Y				H Mn
Division:	Men	X	Women		Category:	Senior	X	Junior		Youth		A or B	A	C A N	TEAMS	C U B	B	A or B	

- The top left of the scoresheet contains all of the required information that is specific to the match being played
- This section should be completed in its entirety prior to the start of the match.
- In total, there are 12 pieces of information specific to the match details

MATCH DETAILS

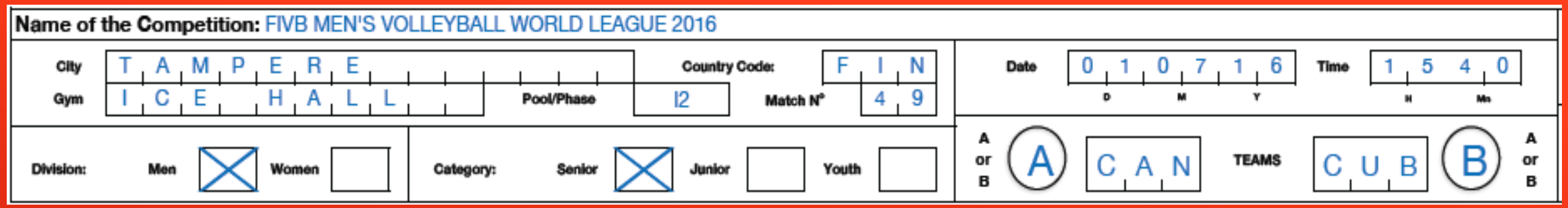

Name of the Competition: FIVB MEN'S VOLLEYBALL WORLD LEAGUE 2016

City	TAMPERE	Country Code:	FIN
Gym	ICE HALL	Pool/Phase	I2
Match N°	49	Date	01071 6 (D M Y)
Time	1540 (H Mn)		
Division:	Men [X] Women [ ]	Category:	Senior [X] Junior [ ] Youth [ ]
A or B	A	TEAMS	CAN / CUB
A or B	B		

1. Name of the Competition
2. City
3. County Code
4. Hall (Gym)
5. Pool Phase
6. Match Number
7. Division
8. Category
9. Date
10. Time
11. Teams
12. Team Designations

MATCH DETAILS

Name of the Competition: FIVB MEN'S VOLLEYBALL WORLD LEAGUE 2016

City	TAMPERE	Country Code:	FIN	Date	01 07 16 (D M Y)
Gym	ICE HALL	Pool/Phase	I2	Match N°	49
Division:	Men [X] Women [ ]	Category:	Senior [X] Junior [ ] Youth [ ]	Time	15 40 (H Mn)
A or B	A	TEAMS	CAN / CUB	A or B	B

Checking the information prior to the start of the match will eliminate the need to repeat the process at the conclusion of the match

COMPLETED MATCH DETAILS

A	A or B	C A N	TEAMS	C U B	A or B	B

N°	NAME OF THE PLAYER	N°	NAME OF THE PLAYER
1	A. PLAYER	2	B. PLAYER
2	B. PLAYER	3	C. PLAYER
3	C. PLAYER	4	D. PLAYER
4	D. PLAYER	5	E. PLAYER
5	E. PLAYER	7	G. PLAYER
6	F. PLAYER	8	H. PLAYER
8	H. PLAYER	9	I. PLAYER
10	J. PLAYER	12	L. PLAYER
11	K. PLAYER	14	N. PLAYER
15	O. PLAYER	15	O. PLAYER
17	Q. PLAYER	16	P. PLAYER
19	S. PLAYER	21	U. PLAYER
20	T. PLAYER		
21	U. PLAYER		
LIBERO PLAYER ("L")			

TEAM LEADERS		
H. COACH	C	H. COACH
A. COACH	AC1	A. COACH
A2. COACH	AC2	A2. COACH
T. RAINER	T	T. RAINER
	Med.	

SIGNATURES	
Team Captain *Team Captain A*	Team Captain *Team Captain B*
Coach *Coach A*	Coach *Coach B*

TEAM LIST

The bottom right component of the scoresheet contains all of the specific data pertaining to the teams

If completed accurately, the participating players will be listed numerically by first initial and last name with the Team Captains number being circled

A	A or B	C A N	TEAMS	C U B	A or B	B

N°	NAME OF THE PLAYER	N°	NAME OF THE PLAYER
1	A. PLAYER	2	B. PLAYER
2	B. PLAYER	3	C. PLAYER
3	C. PLAYER	4	D. PLAYER
4	D. PLAYER	5	E. PLAYER
5	E. PLAYER	7	G. PLAYER
6	F. PLAYER	8	H. PLAYER
8	H. PLAYER	9	I. PLAYER
10	J. PLAYER	12	L. PLAYER
11	K. PLAYER	14	N. PLAYER
15	O. PLAYER	15	O. PLAYER
17	Q. PLAYER	16	P. PLAYER
19	S. PLAYER	21	U. PLAYER
20	T. PLAYER		
21	U. PLAYER		
LIBERO PLAYER ("L")			

TEAM LEADERS		
H. COACH	C	H. COACH
A. COACH	AC1	A. COACH
A2. COACH	AC2	A2. COACH
T. RAINER	T	T. RAINER
	Med.	

SIGNATURES	
Team Captain *Team Captain A*	Team Captain *Team Captain B*
Coach *Coach A*	Coach *Coach B*

TEAM LIST

The team leaders will be listed in accordance with their corresponding role or designation

C – Coach

AC1 – Assistant Coach 1

AC2 – Assistant Coach 2

T – Team Therapist

M – Medical Doctor

A	A or B	C A N	TEAMS	C U B	A or B	B

N°	NAME OF THE PLAYER	N°	NAME OF THE PLAYER
1	A. PLAYER	2	B. PLAYER
2	B. PLAYER	3	C. PLAYER
3	C. PLAYER	4	D. PLAYER
4	D. PLAYER	5	E. PLAYER
5	E. PLAYER	7	G. PLAYER
6	F. PLAYER	8	H. PLAYER
8	H. PLAYER	9	I. PLAYER
10	J. PLAYER	12	L. PLAYER
11	K. PLAYER	14	N. PLAYER
15	O. PLAYER	15	O. PLAYER
17	Q. PLAYER	16	P. PLAYER
19	S. PLAYER	21	U. PLAYER
20	T. PLAYER		
21	U. PLAYER		
LIBERO PLAYER ("L")			

TEAM LEADERS		
H. COACH	C	H. COACH
A. COACH	AC[1]	A. COACH
A2. COACH	AC[2]	A2. COACH
T. RAINER	T	T. RAINER
	Med.	

SIGNATURES	
Team Captain *Team Captain A*	Team Captain *Team Captain B*
Coach *Coach A*	Coach *Coach B*

TEAM LIST

For all Volleyball Canada competitions, teams are permitted to re-designate a new Libero for each set. Therefore, the lines for the Libero player(s) on the score sheet are to remain blank

The completed team lists will be accompanied by a signature of verification from the Team Captain and Coach

A	A or B	C A N	TEAMS	C U B	A or B	B

N°	NAME OF THE PLAYER	N°	NAME OF THE PLAYER
1	T. SANDERS	2	O. MELGAREJO
2	J. PERRIN	3	R. CALVO
3	D. LEWIS	4	J. JIMENEZ
4	N. HOAG	5	J. CONCEPCION
5	R. VERHOEFF	7	Y. GARCIA
6	J. DUFF	8	R. CEPEDA
8	A. SIMAC	9	L. OSORIA
10	T. VAN LANKVELT	12	A. ALFONSO
11	D. JANSEN VANDOORN	14	O. URIARTE
15	F. WINTERS	15	D. ALBO
17	G. VIGRASS	16	L. SOSA
19	B. BANN	21	A. GOIDE
20	S. MAAR		
21	J. BLANKENAU		
LIBERO PLAYER ("L")			

TEAM LEADERS		
G. HOAG	C	S. RODOLFO
V. PICHETTE	AC1	P. PAVEL
L. MACKAY	AC2	E. MANUEL
J. HARTELL	T	R. PEDRO
	Med.	

SIGNATURES	
Team Captain Fred Winters	Team Captain Rolando Cepeda
Coach Glenn Hoag	Coach S. Rodolfo

TEAM LIST

Checking the team list prior to starting the match is imperative:

- To ensure that the verifying signatures are established
- To eliminate the need to repeat the process at the conclusion of the match

APPROVAL			
REFEREES	NAME	COUNTRY	SIGNATURE
1ST	FIRST REFEREE	ITA	
2ND	SECOND REFEREE	RUS	
SCORER	SCORER	FIN	
ASSISTANT SCORER	ASSISTANT SCORER	FIN	

LINE JUDGE 1	1	LINE JUDGES	2	LINE JUDGE 2
LINE JUDGE 3	3		4	LINE JUDGE 4
	A	TEAM CAPTAINS	B	

The bottom centre component of the scoresheet contains all of the specific data pertaining to the nominated referees for the match

If completed accurately, the full first and last name of the nominated referees and their respective country code will be listed in accordance with their corresponding role or designation

APPROVAL SECTION: PRE-MATCH

APPROVAL			
REFEREES	NAME	COUNTRY	SIGNATURE
1ST	FIRST REFEREE	ITA	
2ND	SECOND REFEREE	RUS	
SCORER	SCORER	FIN	
ASSISTANT SCORER	ASSISTANT SCORER	FIN	

LINE JUDGE 1	1	LINE JUDGES	2	LINE JUDGE 2
LINE JUDGE 3	3		4	LINE JUDGE 4
	A	TEAM CAPTAINS	B	

The space for signatures will remain blank until the end of the match

APPROVAL SECTION: PRE-MATCH

- When checking the data of each set, it is important to review the following:
  - The team to serve first in each set is marked as well as the team to receive serve in each set
  - The continuity (timing) of sets is accurate
  - Accurate recording of the substitution pairings
  - If every unearned point in the Points column is eliminated
  - If the last point earned by a team in each set is circled

RECORDING SET DATA

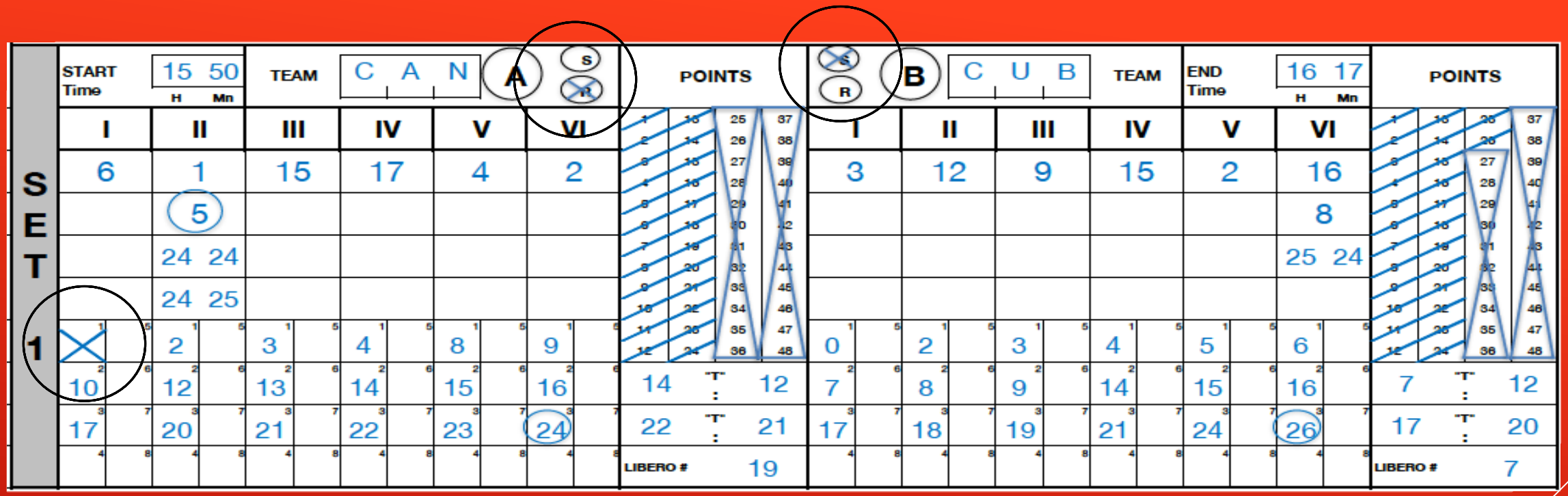

Mark the respective "S" for serving and "R" for receiving with an X

The team receiving is also to have marked the first exit score box with an X

RECORDING SET DATA – END OF SET

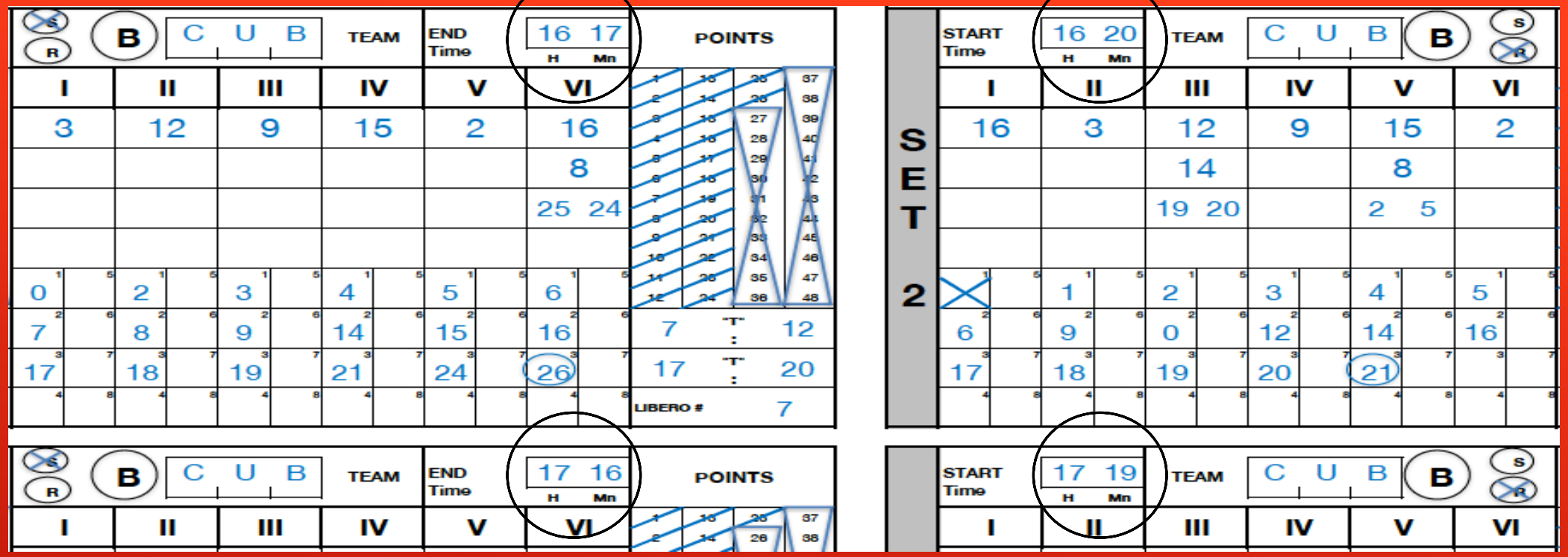

There should be precisely 3 minutes between every start of the set and end of the previous set

Exceptions:

- at the request of the organizer to extend the interval between sets 2 and 3 (up to 10 minutes)
- in the event an interval is lengthened due to any interference

RECORDING SET DATA – END OF SET

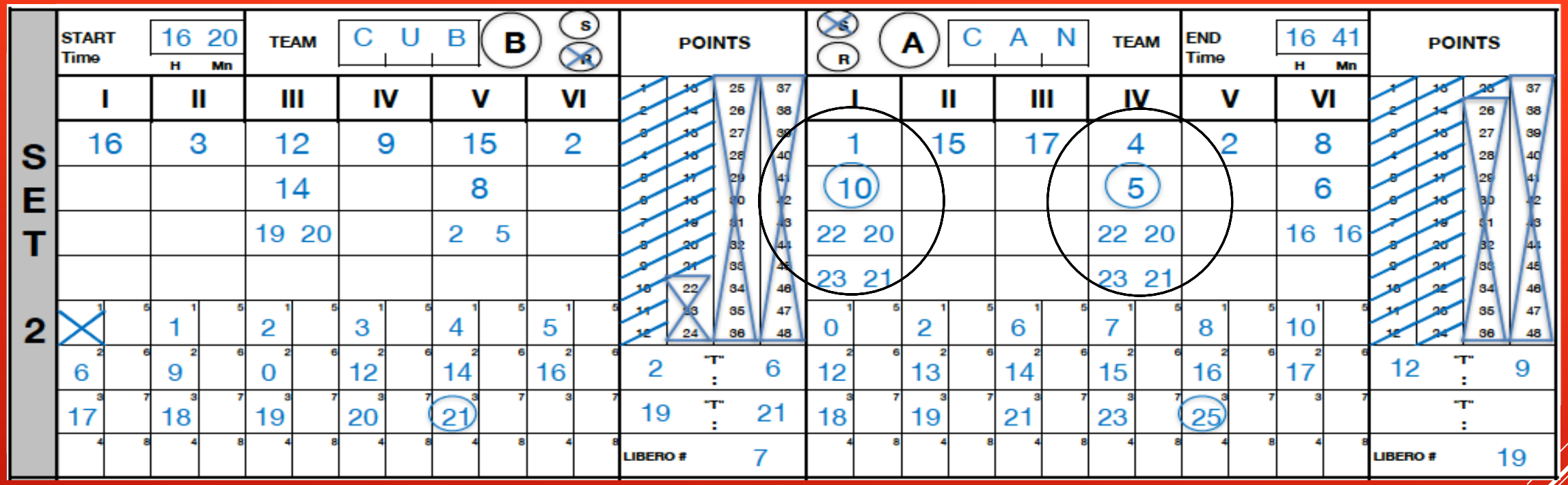

Completed substitution pairings must show the substitute player as no longer eligible to enter the set by circling his/her number

RECORDING SET DATA – END OF SET

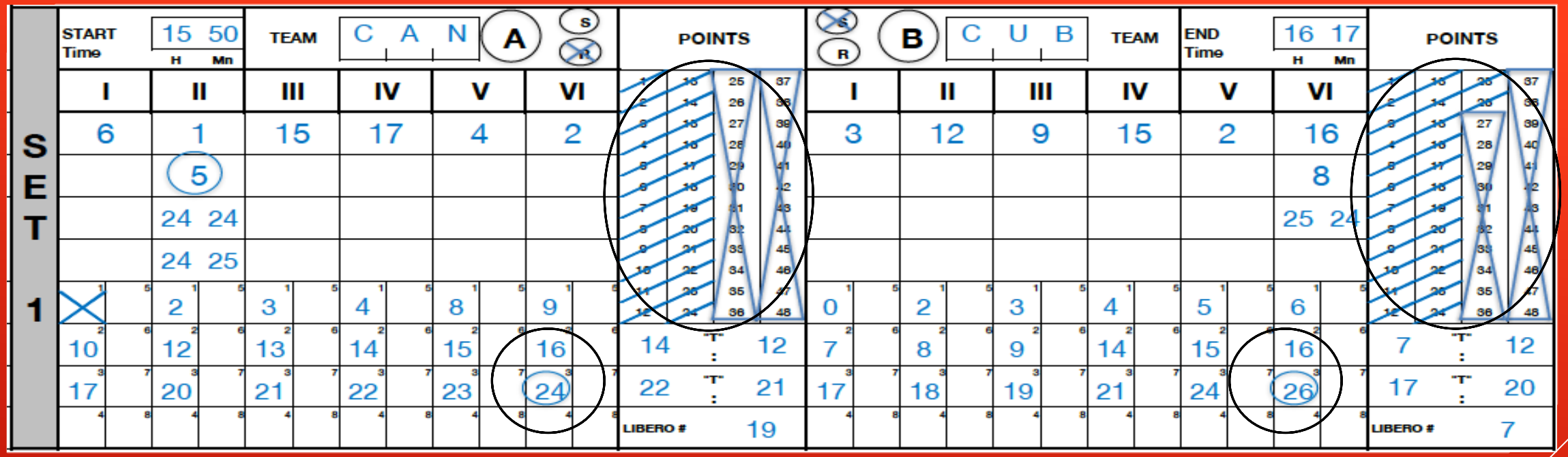

The last point scored by each team must be reflected as an exit score and circled

The points gained must be crossed off

The unused points must be eliminated with an hourglass shape

RECORDING SET DATA – END OF SET

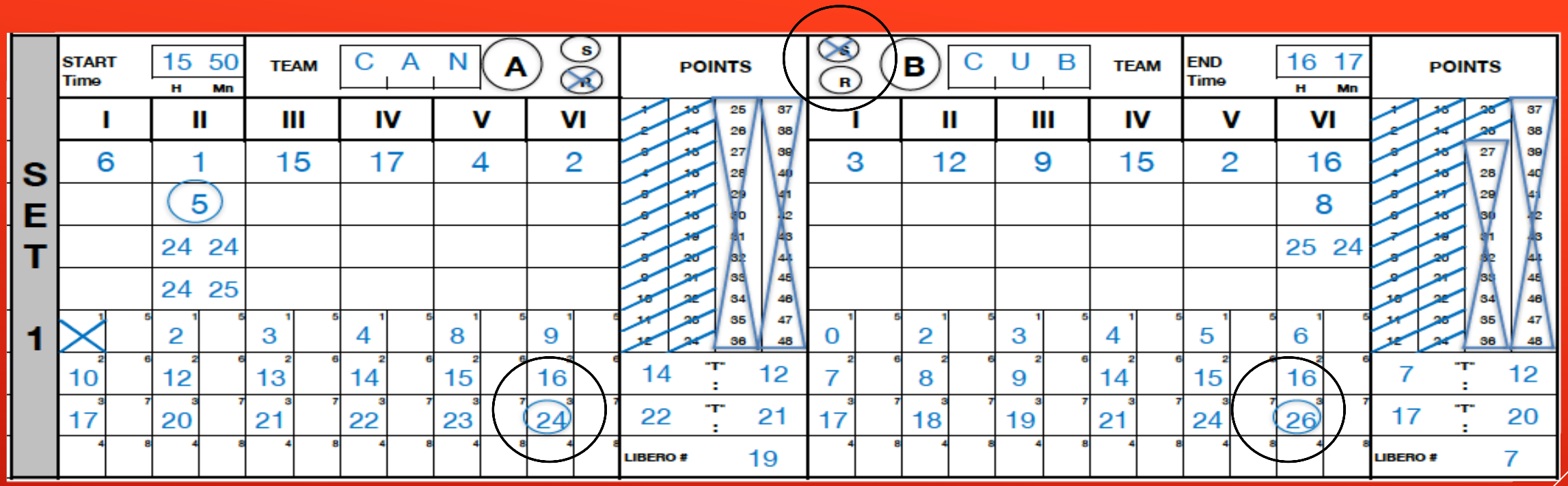

If the **serving team** won the set, then the teams will always finish the set in the **same position**

If the **receiving team** won the set, then it will always finish the set **one (1) rotation ahead** of the serving team

RECORDING SET DATA – END OF SET

- When confirming sanction data for the match, it is important to review the following:
  - Accuracy in the recording of Improper Requests
  - Accuracy in the usage of the warning column
  - Accuracy in the recording of the penalties and the corresponding result

RECORDING SANCTION DATA

SANCTIONS				IMPROPER REQUEST				
				TEAM A : TEAM B				
W (Warning)	P (Penalty)	E (Expulsion)	D (Disqual)	A or B	SET	SCORE		
	C			B	4	0	:	4
A				A	4	14	:	10
D				A	5	4	:	3
							:	
							:	
							:	
							:	
							:	
							:	
							:	
							:	
							:	

To record sanctions: Put the corresponding abbreviation (**N°** for player, **C** = Coach, **AC¹** or **AC²** = Assistant Coaches, **T** = Trainer, **M** = Medical) or **D** for Delay sanctions in the appropriate column and indicate the team, the set and the score at the moment of the sanction.

RECORDING SANCTION DATA

At the direction of the second referee, the Scorer will record any Improper Requests

Recording an Improper Request is simply marking the team designation with an **"X"**

SANCTIONS				IMPROPER REQUEST				
				TEAM A : TEAM B				
W (Warning)	P (Penalty)	E (Expulsion)	D (Depart)	A or B	SET	SCORE		
	C			B	4	0	:	4
A				A	4	14	:	10
D				A	5	4	:	3
							:	
							:	
							:	
							:	
							:	
							:	
							:	
							:	
							:	

To record sanctions: Put the corresponding abbreviation (**N°** for player, **C** = Coach, **AC¹** or **AC²** = Assistant Coaches, **T** = Trainer, **M** = Medical) or **D** for Delay sanctions in the appropriate column and indicate the team, the set and the score at the moment of the sanction.

RECORDING SANCTION DATA

In the Warning column of the sanctions box:

For delay sanction: there can only be one "D" recorded per team

For misconduct: there can only be one number/letter recorded per team

RECORDING SANCTION DATA

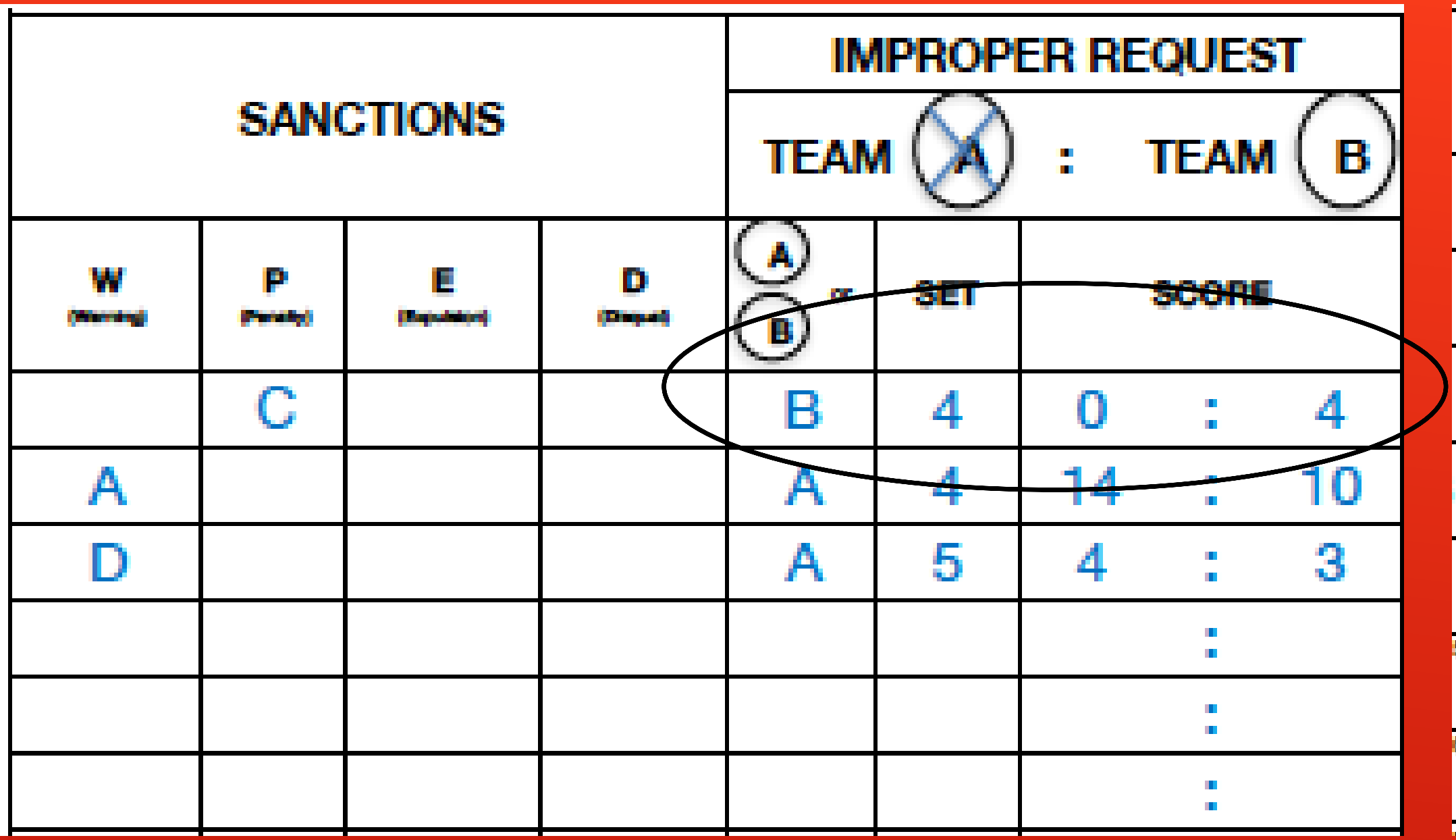

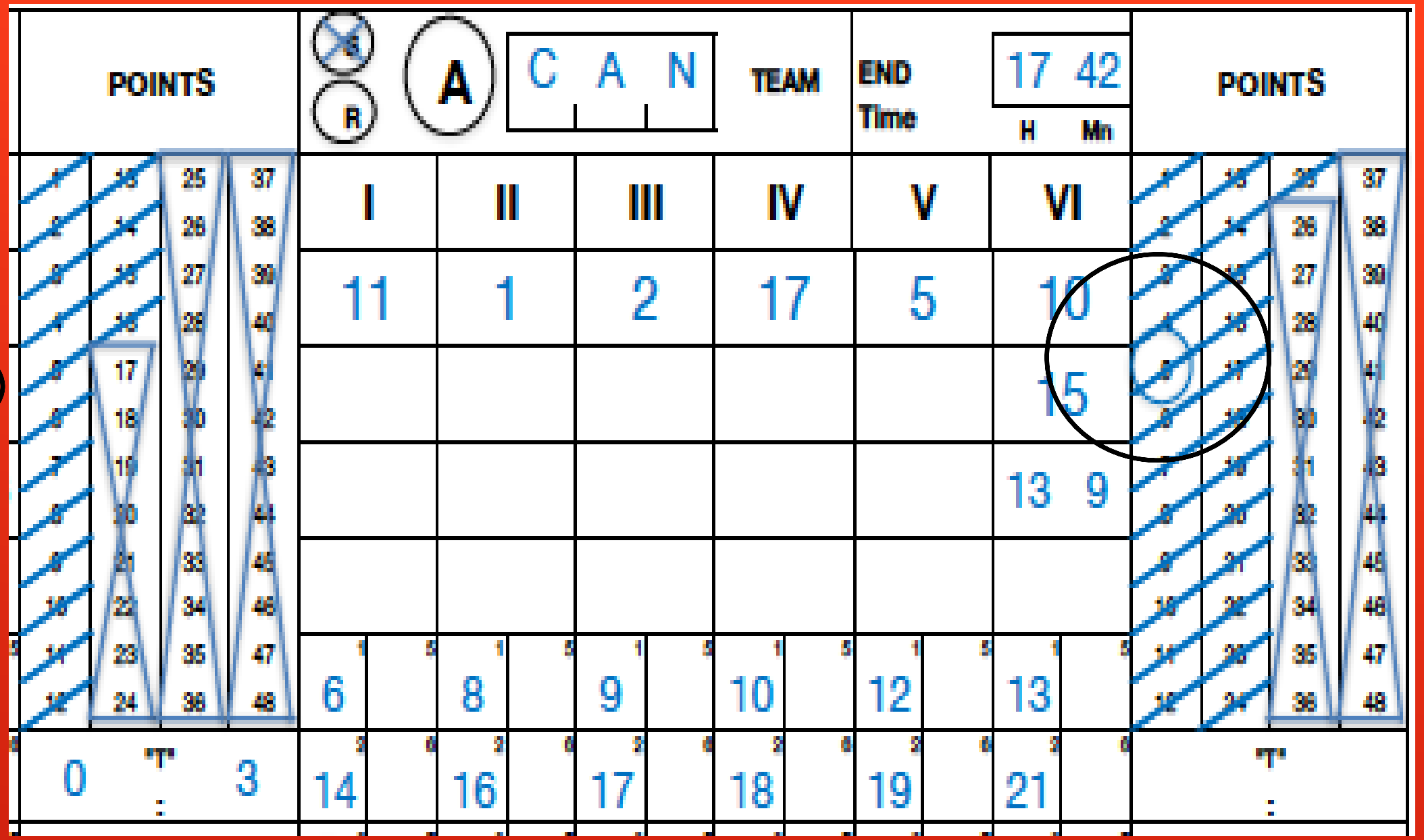

If a penalty is issued, it must be verified that every awarded point in the POINTS column is circled

The awarded penalty point for the opponent is always one higher than the score notated in the sanctions box

- The Remarks Box is used for any information that pertains to the match that does not fit into the regular recording process.
- The Remarks Box is used by the captain(s) to record an official protest on the score sheet at the end of the match
- The first referee is responsible for verifying every detail notated and will either initial or sign the Remarks Box at the conclusion of the match

REMARKS BOX

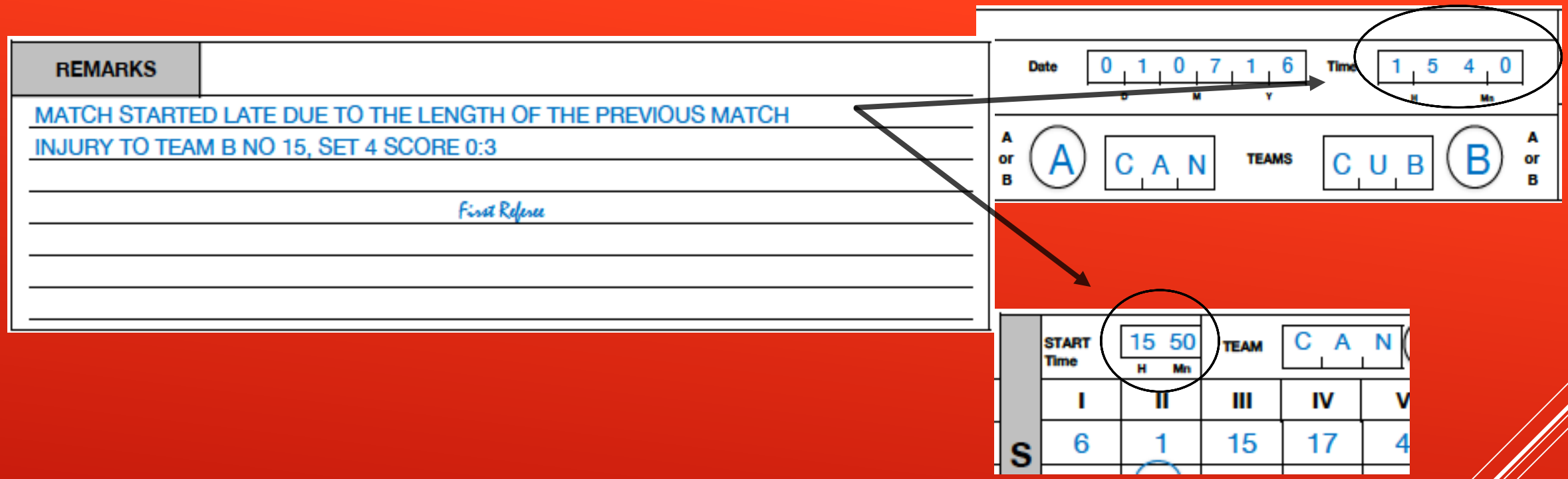

REMARKS

MATCH STARTED LATE DUE TO THE LENGTH OF THE PREVIOUS MATCH
INJURY TO TEAM B NO 15, SET 4 SCORE 0:3

First Referee

Date 0 1 0 7 1 6 (D M Y)

Time 1 5 4 0 (H Mn)

A or B: A — C A N — TEAMS — C U B — B: A or B

S	START Time 15 50 (H Mn)		TEAM C A N		
	I	II	III	IV	V
	6	1	15	17	4

All comments notated in the remarks box that include a player number must conform with the team list

REMARKS BOX

- The contents of the Results Box provide a summary of every set played
- When verifying the data in the Results Box, the referees must:
  - Compare the recorded numbers with the numbers in the corresponding sets
    - Time outs (T)
    - Substitutions (S)
    - Points (P)
    - Duration
  - Verify the correct addition to reflect total match data
  - Compare the recorded match starting and ending times and calculate the entire match duration (including intervals)
  - Verify the accuracy of the recorded winner and the set score

RESULTS BOX

RESULTS

TEAM	C A N	A	B	C U B	TEAM

"T"	S	W	P (POINTS)	SET	(DURATION)	P (POINTS)	W	S	"T"
2	2	0	24	1	(27)	26	1	1	2
1	5	1	25	2	(21)	21	0	2	2
2	3	0	19	3	(25)	25	1	1	1
0	1	1	25	4	(23)	16	0	5	2
1	2	1	15	5	(17)	13	0	2	2
6	13	3	108	TOTAL SET DURATION	(113 mn)	101	2	11	9

MATCH STARTING TIME	MATCH ENDING TIME	TOTAL MATCH DURATION
15 h 50 mn	18 h 02 mn	2 h 12 mn

WINNER	C A N	3 : 2

SET 1

START Time 15 50 (H Mn) — TEAM C A N (A) (S) (R) — POINTS

I	II	III	IV	V	VI
6	1	15	17	4	2
	5				
	24 24				
	24 25				
2	3	4	8	9	
10	12	13	14	15	16
17	20	21	22	23	24

POINTS: 14 "T": 12 — 22 "T": 21 — LIBERO # 19

(S) (R) (B) C U B — TEAM — END Time 16 17 (H Mn) — POINTS

I	II	III	IV	V	VI
3	12	9	15	2	16
					8
					25 24
0	2	3	4	5	6
7	8	9	14	15	16
17	18	19	21	24	26

POINTS: 7 "T": 12 — 17 "T": 20 — LIBERO # 7

RESULTS BOX – DATA VERIFICATION

APPROVAL			
REFEREES	NAME	COUNTRY	SIGNATURE
1ST	FIRST REFEREE	ITA	First Referee
2ND	SECOND REFEREE	RUS	Second Referee
SCORER	SCORER	FIN	Scorer
ASSISTANT SCORER	ASSISTANT SCORER	FIN	Assistant Scorer

LINE JUDGE 1	1	LINE JUDGES	2	LINE JUDGE 2
LINE JUDGE 3	3		4	LINE JUDGE 4
Team Captain A	A	TEAM CAPTAINS	B	Team Captain B

Following the verification of data recorded in the Results Box, the corresponding signatures will be recorded as follows:

1. Assistant Scorer
2. Scorer
3. Team Captains
4. Second Referee
5. First Referee

APPROVAL SECTION: POST-MATCH

APPROVAL			
REFEREES	NAME	COUNTRY	SIGNATURE
1ST	FIRST REFEREE	ITA	First Referee
2ND	SECOND REFEREE	RUS	Second Referee
SCORER	SCORER	FIN	Scorer
ASSISTANT SCORER	ASSISTANT SCORER	FIN	Assistant Scorer

LINE JUDGE 1	1	LINE JUDGES	2	LINE JUDGE 2
LINE JUDGE 3	3		4	LINE JUDGE 4
Team Captain A	A	TEAM CAPTAINS	B	Team Captain B

It should be noted that the Assistant Scorer, Scorer and Team Captains sign the Approval Box prior to the second and first referee performing the final review and verification of data

APPROVAL SECTION: POST-MATCH